

 Made in Germany since 1923



■ ■ ORIGINAL
LÖWE


CLASSIC



PROFESSIONAL



PRECISION



ECONOMIC



PRINTED ON
RECYCLED
PAPER

Original LÖWE pruning shears 2022

for professional use in viniculture, horticulture and fruit-growing

Every cut matters > [original-lowe.com](https://www.original-lowe.com)



GREETING

Dear customers, business partners and friends of our Original LÖWE shears,

Since March 2020, the Corona pandemic has been a global challenge which, among other reasons, has triggered the disruption of previously well-functioning supply chains and led to greatly extended delivery times in many areas. In addition, the sourcing prices of most raw materials have risen considerably.

The forward-looking planning to purchase all the raw and input materials we need in sufficient quantities will ensure the production of our Original LÖWE shears also for the year 2022.

Despite all external circumstances, we will again significantly shorten our delivery times in 2022 by creating additional production capacities.

For better orientation, we have categorized our Original LÖWE pruning shears for professional use in viticulture, fruit-growing and horticulture into the four model series CLASSIC, PROFESSIONAL, PRECISION and ECONOMIC according to their technical characteristics.

Within a model series each individual model has a particularly outstanding feature. This feature is either a clean cut, fast working, a particularly light or a powerful cut. The meaning of the model series and the features of the respective models are explained in detail on the following pages.

Our Original LÖWE pruning shear 1 is an exception as the first anvil pruner in the world. As the "Original" it is the pruning shear that made the Original LÖWE principle – a drawing cut against a fixed base – world famous.

Since August 2021 we equip our models from Original LÖWE 1 to Original LÖWE 10 with a new fastener in ergonomic shape for more safety and better handling. A concealed integrated plastic spring ensures that the force required to operate the latch is always constant.

In cooperation with the renowned leather goods designer Philipp Bree, we have expanded our range of accessories to include holsters and blade guards for our Original LÖWE pruning shears. This cooperation has resulted in beautiful and high-quality leather products. These are manufactured in Germany, made of 100% genuine German premium leather.

I hope you enjoy diving into the Original LÖWE world of cutting – because every cut matters!



Dipl.-Ing. Randolph Schröder
Managing Director
Gebr. Schröder GmbH · Flintbek

INDEX

About Original LÖWE from page 4

Catalogue guide
How to navigate through our 2022 catalogue page 10

CLASSIC
Classic anvil and hybrid pruning shears with chrome-plated steel body from page 14

PROFESSIONAL
Superior technology for demanding and professional use from page 24

PRECISION
Bypass pruning shears with precision cutting head for clean, precise and easy cuts from page 34

ECONOMIC
Compact and handy pruning shears as bypass, hybrid or cut and hold from page 40


PROFESSIONAL loppers
Light and robust anvil, bypass and hybrid loppers for professional use from page 48

PRECISION loppers
Bypass loppers for clean, precise and light cuts from page 56

Spare parts and accessories
All components of the Original LÖWE pruning shears are interchangeable and are available individually – for a long shear life. from page 60

Promotion materials page 79

Applications

 tree nurseries

 fruit-growing

 horticulture

 forestry

 viticulture

 roses/flowers



ORIGINAL LÖWE – OUR GUIDING PRINCIPLE

MISSION: WHAT DO WE DO?

WE MANUFACTURE IN GERMANY AND SELL ORIGINAL LÖWE CUTTERS AND SHEARS WORLDWIDE. WE ARE EXPERTS FOR CUTTING PURPOSES – BECAUSE EVERY CUT MATTERS!

VISION: WHAT IS OUR AMBITION?

GLOBAL LEADER – THE BEST SHEARS COME FROM US. WE FULFILL ANY CUTTING DESIRE OUR CUSTOMERS MAY HAVE.

VALUES: WHAT IS IMPORTANT TO US?

HAPPY EMPLOYEES

- > respectful and appreciative interaction
- > “healthy” designed workplaces for body and soul
- > coaching, external life support and workplace health promotion
- > good communication with each other

PARTNERSHIP WITH CUSTOMERS AND SUPPLIERS

- > honest, open and trustworthy contact

SUSTAINABLE PRODUCTION

- > balance between automation and manual labour
- > optimised material flow

SOCIAL COMMITMENT, GOOD DEEDS

- > Drachensee foundation
- > Plan Projekt
- > Ronald McDonald House
- > Assumption of daycare and nursery school costs of employees’ kids

COMPANY IDEALS AND SOCIAL RESPONSIBILITY

> ONLY THOSE WHO DEDICATE THEMSELVES TO THEIR TIME WILL BELONG TO THE LATER TIMES. <

Karl Gutzkow (1811–1878), German writer

Social encouragement for us means to be aware of the responsibility towards the community, getting active and giving support to other organizations which are doing social engaged practical work, too.

It lies close to our heart supporting local and international projects at the same time as well as we care for our employees. Our company is future orientated conducting a sustainable growth with regard to society and environment.



Drachensee foundation

For many years we cooperate with the Drachensee Foundation (Stiftung Drachensee). This foundation is one of the biggest social institutions in the province of Schleswig-Holstein that provides a differentiated choice to people with disabilities. The institution offers 620 recognized workshop places at three locations in Kiel. In the department for metal working approximately 80 employees assemble Original LÖWE pruning shears and cutters for industry and trade.



Plan International Deutschland e.V.

Since 2006, we have sponsorships for children in Africa, Asia, Central and South America. Today we support a total of 50 children. Plan's vision is a world in which all children realise their full potential in societies that respect people's rights and dignity.

Through our sponsorship at Plan we want to help children to grow up healthy and develop freely. We offer our sponsored children the chance of education, medical assistance and participate with joy in their development.



Ronald McDonald House Kiel

The Ronald McDonald House in Kiel is a beautiful villa made of red brick, which provides a temporary home to families with seriously ill children. While the diseased children are treated in the neighboring University Hospital, their families live in one of the apartments of the house and can accompany the treatment at close range.

Since 2012 we sponsor the apartment no. 5 in the Ronald McDonald House in Kiel. Consistently we have positive experiences in which families and their children will be helped and our social commitment becomes a matter of the heart.

Green electricity certificate



For years now, we have been obtaining our electricity completely sustainably from renewable energy sources, certified and 100 % from Alpine hydropower plants. We consistently avoid cheap energy from fossil fuels and nuclear power.

Latest, the electricity we use is even certified according to the criteria catalogue “Green Electricity Label”.

Through this measure, our company reduces the climate-damaging CO2 emissions by 130.5 tons per year. A specially installed photovoltaic system on the company building makes a further contribution to environmentally friendly energy supply.



With this orientation we consciously take responsibility for our environment, people and nature.



Furthermore we support various youth sports divisions in our regional area and contribute with this support to healthy activity and sporty society.

OUR QUALITY STANDARD - MADE IN GERMANY

Original LÖWE pruning shears have always stood for durability, robustness and clear design, as well as practical details, maximum efficiency and extreme resilience for daily and professional use. All components of our shears are developed, manufactured and assembled by specially trained experts in Germany. The steel of our Original LÖWE blades is a special alloy of our own. The combination of this special steel alloy with a perfectly

coordinated hardening process gives our blades their incomparable stability. All Original LÖWE pruning shears are designed to withstand heavy loads and are optimally designed for cutting hard wood or thick branches. Original LÖWE pruning shears, on the other hand, are designed for sharpness and are therefore perfect for cutting soft wood or fibrous bark.

COMPARISON OF BYPASS AND ANVIL PRUNING SHEARS

When it comes to the question of the right choice of anvil or bypass pruning shear, it is hardly possible to give a universally valid answer. It cannot be „either or“, but rather „both“, because both techniques have their justification depending on the requirements or the field of application. The pruning shears must suit well and be balanced to the hands as well as provide a

pleasant cutting feeling. In our Original LÖWE range, we offer a variety of models with different handle shapes for both large and small hands, some with steplessly adjustable handle width. This ensures that the pruning shears can be adapted to the size of the hand and thus become a very personal tool.

FUNCTION OF BYPASS AND ANVIL PRUNING SHEARS

With bypass pruning shears, the blade slides past the counter-blade during cutting. The bypass pruning shears are particularly suitable for fibrous or sensitive plants. Due to the pointed design, they are very well suited for finer work whose cut requires less cutting force. Their design allows them to cut absolutely flush to the branch.

With anvil pruning shears, the blade cuts through the material in a drawing cut. This reduces the amount of force required for

cutting. Anvil pruning shears can be used on old, dry or hard wood and for larger branch diameters. A great advantage of the anvil pruning principle is the easiness and gentleness to hand and wrist. The cutting shock – typical for bypass shears – is eliminated here.



Original LÖWE bypass pruning shear

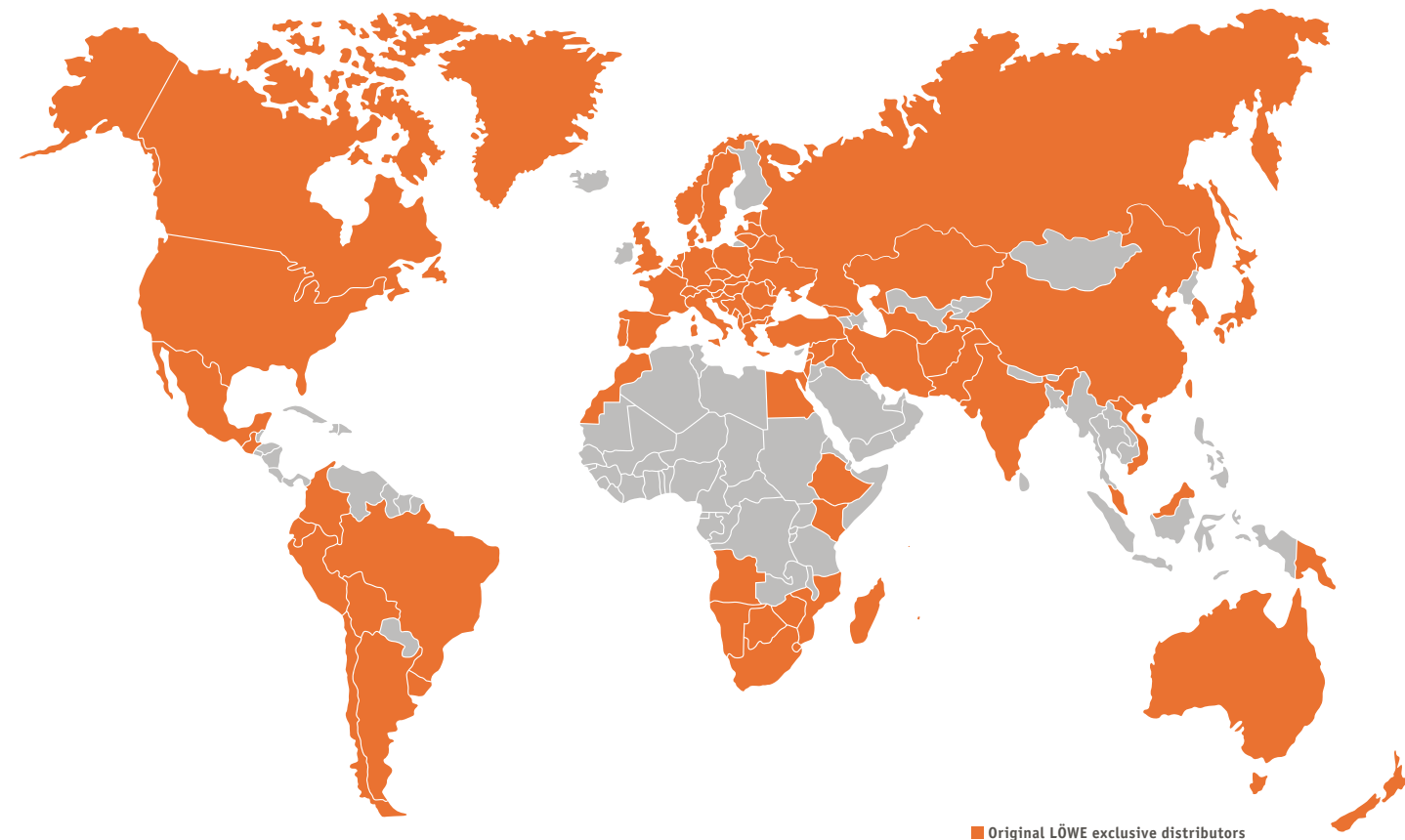


Original LÖWE anvil pruning shear

ORIGINAL LÖWE INTERNATIONAL

Our international distributors and encouraged partners take good care for a worldwide availability of our products in more than 90 countries, providing our Original LÖWE

products – top class pruning shears, loppers and cutting tools. Please find the contacts in alphabetical order per country on our website: original-loewe.com.



■ Original LÖWE exclusive distributors



Certified as an AEO (Authorised Economic Operator)

Authorised Economic Operators are particularly reliable and trustworthy international merchandise management partners. Certification stands for high standards of quality and safety and a transparent corporate culture founded on trust.

The force required to open
is always the same

Simplified change
of the fastener

100% locking

Ergonomic shape
for more safety in handling

 Made in Germany

Suitable for the following
Original LÖWE pruning shears
Garden shears: 1, 2, 5, 6, 7, 8, 9, 10
Industrial shears: all



THE NEW FASTENER

DESIGN. UNIQUE. STRONG.

"We get many requests to develop a leather cover for this or that product. We turn most of them down, as often our craft and the process are underestimated. But one request from Original LÖWE was different.

At a first meeting, the owner Randolph Schröder showed me around the production halls, explained the processes, quality differences as well as challenges. It was fascinating to feel his passion and precision for their own products - the beginning of a wonderful cooperation. We discussed every detail, tried things out and improved - until in the end unique leather products were created that are worth the Original LÖWE pruning shears."

Philipp Bree /PB 0110

- 100% genuine leather from Germany
- 100% made and sourced from Germany
- Premium quality
- With belt clip and/or belt loops for direct attachment to the belt
- Protects against injuries when worn
- Protects the shears from accidental damage
- Soft leather, adapts to the head of the shears



Item No.: 9809

Note: Items are sold without
Original LÖWE shears.
Holster and blade guard are
not suitable for loppers!



Item No.: 9808

Item No.: 9807

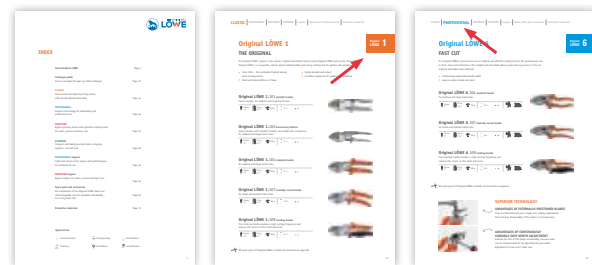
HOLSTER AND BLADE GUARDS

FOR ORIGINAL LÖWE PRUNING SHEARS

HOW TO NAVIGATE THROUGH OUR 2022 CATALOGUE

We have further optimized our 2022 catalogue for you. With a clearer navigation structure we guide you through our catalogue and provide decision-making and orientation support when searching for your very special Original LÖWE pruning shear.

The index already offers you a first orientation support. By four different colors and a short description we show how the content categorization is structured. The content titles and the colour codes are repeated on all product pages, the spare parts and the accessories. You can therefore orientate yourself by the color scheme or by the content titles in the top right header of the product pages.



Furthermore, all product pages begin with a world of experience that presents all the pruning shears among the selected model series at a glance and tells you what makes this series special.

WHAT TO FIND WHERE

THE ORIGINAL LÖWE CATALOGUE 2022 IS SEPARATED INTO THREE SECTIONS:

1. First section: General information

Here you will find news from the management, backgrounds about the company and news about our products. So it's worth having a browse here.

2. Middle section: Product pages

We put great importance to comprehensible and understandable

product descriptions. So here you will find not only pictures of our products and technical features but also interesting facts about the use of the respective Original LÖWE pruners.

3. Last section: Overview of all pruning shears with spare parts and accessories

These pages are clearly arranged in tabular form. So you can quickly and easily find the pruners you need with the corresponding spare parts. You will also find the colours for the respective model series here.

HOW TO UNDERSTAND THE ARTICLE DESCRIPTION CORRECTLY

First of all, our products are divided into series. Each model series has its own color, so you always know where you are. Furthermore, there is an item code, a product title with information on the handle style and of course technical information about the size and weight of the pruners, cutting capacity, hand sizes and suitability for left-handers or right-handers.

HOW TO UNDERSTAND ITEM NUMBERS:

1.104

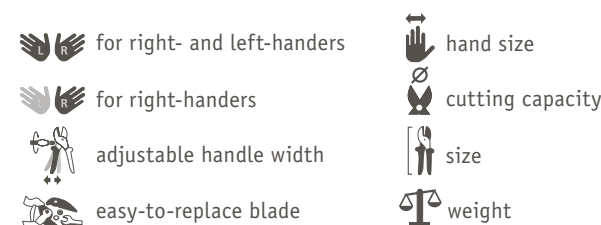
The first number before the point "1." determines which Original LÖWE pruners are involved. The three digits after the point ".104" (only for one-handed operated pruners) indicate the handle variant style:

- .101 – metallic handle
- .104 – standard handle
- .107 – inwardly curved handle
- .109 – rotating handle

For loppers, the last three digits after the dot ".050" indicate the length of the Original LÖWE loppers. ".050" means that the loppers have a total length of 50 cm.

INTERPRET TECHNICAL INFORMATION CORRECTLY:

In order to more quickly grasp the technical characteristics of an Original LÖWE pruning shear we use illustrations with precise technical information in all our publications. Information on hand sizes is only given with recommended sizes – they are not binding! Please find an overview here:



SUBDIVIDED INTO MODEL SERIES – EASIER TO FIND THE RIGHT PRUNING SHEAR

ORIENTATION BY MODEL SERIES

To bring clarity, we have classified our pruning shears into model series according to application needs and their technical characteristics. This type of classification will help users of our Original LÖWE pruning shear to find the ideal pruning shear for the right application more easily.

In future, you will find your personal Original LÖWE pruning shears in colour-divided groups. The groups are divided into four model series:

- **CLASSIC**
- **PROFESSIONAL**
- **PRECISION**
- **ECONOMIC**

You will find these subdivisions coloured throughout the catalogue when it comes to the affiliation to the respective model series. You have already had a first contact at the index of this catalogue. Thus all pruning shears of a model series are shown together on subsequent pages, independent of anvil and bypass pruning shears. This subdivision also appears in the table of contents as well as in the spare parts section.

MEANING OF THE MODEL SERIES

Original LÖWE CLASSIC are classic anvil pruning shears with straight and curved blades. A chrome-plated steel body and the central guide of the blade lever make these cutting tools incomparably robust and are the visual recognition feature of the CLASSIC series.

The Original LÖWE pruning shears principle, proven a million times over since 1923, a drawing cut against a fix base, produces the particularly easy cut and has made the CLASSIC pruners world famous.

Original LÖWE PROFESSIONAL are particularly suitable for demanding professional use because of their superior technology. Unique features are the quick blade exchange and the steplessly adjustable handle width.

The blades are mounted on the outside of the pruning shears with only one nut. This enables to change the blade in a few seconds without completely disassembly of the pruning shears. The handle width is steplessly adjustable and can thus be individually adapted to your hand size. With the anvil and hybrid pruning shears, the service life of the blade and base is significantly extended by readjusting the handle width.

Original LÖWE PRECISION are bypass pruning shears with a precision cutting head. The cutting geometry, optimised down to the last detail, ensures clean, precise and easy cuts. Due to a particularly sophisticated heat treatment, the Original LÖWE Bypass blades are very hard, sharp and capable of cutting.

To protect the wrist, the PRECISION series uses shock absorbers and the flex movement of the handles. Pruning shears of the PRECISION series are used, among other things, where particularly precise and very clean cutting patterns are required. Due to their slim design, they are suitable for use in cutting areas that are difficult to access.

Original LÖWE ECONOMIC are compact and handy pruning shears. They are somewhat simpler in their overall design, but contain all the important features for long-lasting use. For a clean cut or a strong cut or for presenting flowers, depending on the user's requirements, the models of the ECONOMIC series are available as bypass pruning shears, hybrid pruning shears or cut & hold pruning shears.



Meaning and function of anvil and bypass pruning shears can be found on page 6.

HOW DO YOU WANT TO WORK?

THE RIGHT PRUNING SHEARS FOR THE RIGHT APPLICATION

You have probably already asked yourself the question: Which pruning shears are right for me and my work? The answer to this question is not easy. We at Original LÖWE have thought about how we can give you some guidance in choosing the right Original LÖWE pruning shears. To do this, we have asked professional users what characteristics they associate with our pruning shears and how they go about choosing the right shears for them. The result is a division into four different requirements for working with our shears:

- fast – fast working
- easy – easy cut
- power – powerful cut
- clean – clean cut

These characteristics reflect the main needs for pruning work and the choice of pruning shears. Assigning a characteristic such as fast working to a model of pruners does not exclude the other characteristics.

For example, we have assigned the Original LÖWE 6 the main characteristic of “fast working”. Of course, the Original LÖWE 6 still delivers a clean cut with little effort, even with strong branches.

WHAT DOES THIS MEAN FOR YOU?

Fast: Our Original LÖWE pruning shears and loppers 1, 2, 6 and 20 are the right choice if you need to make many cuts in a short time. Their straight and slim blade enables fast and straight access to the branches to be cut. This makes working with these pruning shears and loppers fast and efficient.

Easy: Our anvil and hybrid pruning shears Original LÖWE 5 and Original LÖWE 7 cut very easily due to their short and slim blades.

Especially for small hands, wrist problems or less hand strength, our Original LÖWE 5 is a great support for cutting work. It is the pruning shear with the easiest cut in the world.



Nevertheless, within the PROFESSIONAL model series, working with the Original LÖWE 6 is the fastest and most efficient. However, if an easy cut is the more important feature for you, the Original LÖWE 7 is the best choice.

Power: Our anvil and hybrid pruning shears Original LÖWE 1, 2, 8, 10, 15 and 22 are shears for powerful cuts through hard wood and large branch diameters.

Their robust construction withstands the high loads and ensures ideal power transmission to cut even large-diameter pruning effortlessly.

Clean: Our Original LÖWE pruning shears 9, 11, 12, 14, 21 and 31 deliver particularly precise and clean cuts. These shears are used when dealing with fibrous or sensitive woody plants and a flush, clean cut is important at sprouting points. Due to their pointed design, they are well suited for finer work, even in narrow branches.

ORIGINAL LÖWE HANDLE STYLES – THE RIGHT HANDLE FOR YOUR HAND

Our Original LÖWE pruning shears offer the right cutting tool for every application. For a long-lasting use, it is very important that the pruning shears itself is well balanced and fits perfectly in the hand of the user allowing an optimum power transmission. Therefore, it is our aspiration to meet both the individual ergonomics of different hand sizes as well as a variety of applications.

Each pruning shears series consists of two or even three different Original LÖWE handle styles, which express themselves in

the last two digits “04”, “07” and “09” of the article numbers. Only the lower handle differs in the individual pruning shear models.

We also provide a stepless grip width adjustment for some models (series Original LÖWE 2, 6, 7, 8 and 9) enabling you to customize your pruning shears exactly for your hand size.



Handle style 04 standard handle

The handle style with the article number ending “04” is our standard handle style. The slightly outwardly curved shape of the handles follows the natural ergonomics and reflects the curvature of the hand and inner surface of the fingers. This version is particularly suitable for medium or large hand sizes.



For example Original LÖWE 1.104



Handle style 07 inwardly curved handle

The handle style with the article number ending “07” is distinguished by an inwardly curved lower handle. Therefore, the handles of the shears open a little less and are particularly suitable for users with a small or medium hand sizes.



For example Original LÖWE 1.107



Handle style 09 rotating handle

A special feature is the so-called rotating handle with the article number ending “09” which exists for several pruning shears models. The design of the handle is aimed primarily at users who perform a high number of cuts in a direct sequence. The rotating handle eliminates the friction of the fingers around the pruning shear handle and thus avoids pressure points and irritation of the skin. In addition, the rotating handle provides an even more efficient power transmission and reduces the stress on the tendons, muscles and joints – for fatigue-free cutting.



For example Original LÖWE 1.109



Original LÖWE CLASSIC



Original LÖWE 1
Page 16



Original LÖWE 2
Page 18



Original LÖWE 5
Page 20



Original LÖWE 10
Page 22

Our Original LÖWE pruning shears of the CLASSIC series are anvil pruning shears with straight or curved blades. A chrome-plated steel body and the central guide of the blade lever make these cutting tools incomparably robust and are the visual recognition feature of the CLASSIC series.

The Original LÖWE principle, tried and tested a million times over since 1923, a drawing cut against a fixed base, results in a particularly easy cut and has made the CLASSIC pruning shears world famous. The models of the CLASSIC series are available with metal or plastic handles, in large or small versions, with straight or curved blades, with a straight or inwardly curved handle and with a rolling handle.

- > The Original LÖWE 1 is the classic cutting tool for garden and workshop.
 - > The Original LÖWE 2 is always right in the hand.
 - > The Original LÖWE 5 is the pruning shear with the easiest cut.
 - > The Original LÖWE 10 is the power pack for strong branches.
- All models are equally suitable for both right-handed and left-handed users. All wear parts are available as replacements. With good care, these cutting tools will accompany you for a lifetime.

Original LÖWE CLASSIC: A tool for life!

Back in 1923, Walther Schröder designed the world's first anvil pruning shears. These original pruning shears remain part of our range, and indeed are still one of the most popular of all Original LÖWE pruning shears.



..... 1923 1930 1950 1970 1980 today>



“A TOOL FOR LIFE”

THE ORIGINAL

Original LÖWE 1

THE ORIGINAL

Our Original LÖWE 1 pruning shear is the classic, original and million times proven Original LÖWE anvil pruning shear. Since 1923, our Original LÖWE 1 is a powerful, robust, almost indestructible and strong cutting tool for garden and workshop.

- > since 1923 – the worldwide Original among anvil pruning shears
- > tried and tested millions of times
- > highly durable and robust
- > versatile companion for garden and workshop

Original LÖWE 1.101 metallic handle

classic design, for medium and large hand sizes

Ø 22 mm 7/8"	21 cm 8 1/4"	270 g	M – L	
-----------------	-----------------	-------	-------	--



Original LÖWE 1.102 Anniversary Edition

Classic design with metallic handle, decorated with ornaments, for medium and large hand sizes.

Ø 22 mm 7/8"	21 cm 8 1/4"	270 g	M – L	
-----------------	-----------------	-------	-------	--



Original LÖWE 1.104 standard handle

for medium and large hand sizes

Ø 22 mm 7/8"	21 cm 8 1/4"	290 g	M – L	
-----------------	-----------------	-------	-------	--



Original LÖWE 1.107 inwardly curved handle

for small and medium hand sizes

Ø 22 mm 7/8"	21 cm 8 1/4"	285 g	S – M	
-----------------	-----------------	-------	-------	--



Original LÖWE 1.109 rotating handle

The rotating handle enables a high cutting frequency and reduces the strain on the hand and wrist.

Ø 22 mm 7/8"	21 cm 8 1/4"	320 g	M – L	
-----------------	-----------------	-------	-------	--



✚ All spare parts of Original LÖWE 1 models can be found on page 60.

Original
LÖWE **1**



“LIES ALWAYS WELL
IN THE HAND”

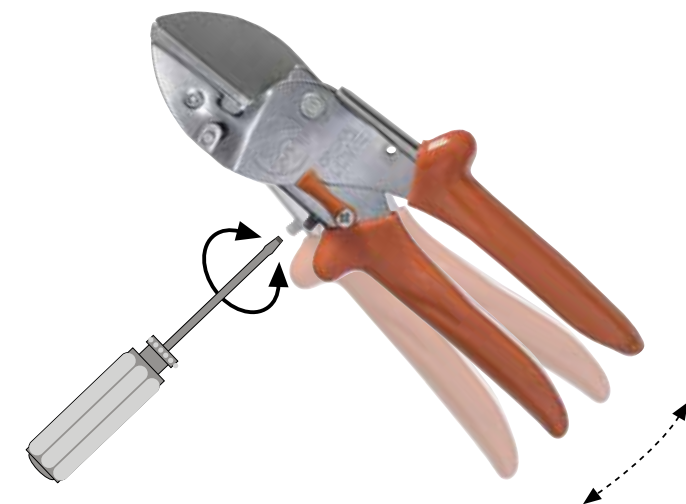
VARIO

Original LÖWE 2

VARIO

The steplessly adjustable handle width of our Original LÖWE 2 pruning shears allows you to adapt them to your own hand size and extends the timely duration of use of these sturdy classic anvil pruning shears. A cutting tool for garden and workshop.

- > significantly prolongs working lives of blade and anvil, since wear can be spread evenly by adjusting the handle
- > adjustment to the user's hand size is possible



Original LÖWE 2.104 standard handle

for medium and large hand sizes

Ø 22 mm 7/8"	21 cm 8 1/4"	295 g	M-L		
-----------------	-----------------	-------	-----	--	--



Original LÖWE 2.107 inwardly curved handle

for small and medium hand sizes

Ø 22 mm 7/8"	21 cm 8 1/4"	280 g	S-M		
-----------------	-----------------	-------	-----	--	--



+ All spare parts of Original LÖWE 2 models can be found on page 61.

Original
LÖWE 2



“NONE CUTS EASIER!”

EASY CUT

Original LÖWE 5

EASY CUT

Our Original LÖWE 5 impresses above all with its very easy cut. In addition, the handy size and low weight ensure easy handling. With the Original LÖWE 5, even users with small hands can cut strong branches.

- > the easiest cut, thanks to thinner cutting blade
- > optional available with pointed tip
- > it fits comfortably into the hand is recommended for people with small hands and joint problems

Original LÖWE 5.104 standard handle

for small and medium hand sizes

Ø 16 mm 5/8"	17 cm 7"	190 g	S - M	
-----------------	-------------	-------	-------	--



Original LÖWE 5.107 inwardly curved handle

for extra small hand sizes

Ø 16 mm 5/8"	17 cm 7"	190 g	S	
-----------------	-------------	-------	---	--



Original LÖWE 5.109 rotating handle

The rotating handle enables a high cutting frequency and reduces the strain on the hand and wrist.

Ø 16 mm 5/8"	17,5 cm 7"	220 g	M - L	
-----------------	---------------	-------	-------	--



Original LÖWE 5.124 with pointed blade, standard handle

Ideal for accessing branches in tight locations, for small and medium hand sizes.

Ø 16 mm 5/8"	17,5 cm 7"	185 g	S - M	
-----------------	---------------	-------	-------	--



Original LÖWE 5.127 with pointed blade, inwardly curved handle

for very small hands

Ø 16 mm 5/8"	17 cm 7"	180 g	S	
-----------------	-------------	-------	---	--



✚ All spare parts of Original LÖWE 5 models can be found on page 62.



“THE POWER PACK FOR
STRONG BRANCHES”

POWER CUT

Original LÖWE 10

POWER CUT

Our Original LÖWE 10 Hybrid pruning shear is as robust as our Original LÖWE 1 and provides a very large cutting capacity. The strength of the Original LÖWE pruning shear 10 makes it the perfect pruning shear for tough use in fruit, olive and citrus cultivation.

- > the best of all of our Original LÖWE pruning shears combined into one new product
- > outstanding cutting capacity up to Ø 30 mm
- > closer to the branch pruning
- > as robust as our millionfold standard model Original LÖWE 1

Original LÖWE 10.107 inwardly curved handle

for medium and large hand sizes

Ø 30 mm 1 1/5"	20,5 cm 8"	285 g	M-L	
-------------------	---------------	-------	-----	--



THE BEST OF ALL OF OUR ORIGINAL LÖWE PRUNING SHEARS

ANVIL TECHNOLOGY AND BYPASS GEOMETRY

We combined the advantages of anvil technology and bypass geometry into a new-to-market pruning shears – our novel Original LÖWE 10. This innovative model is the perfect solution for utmost requirements due to its durable, robust construction, slim, and tapered design.

OUTSTANDING CUTTING CAPACITY UP TO Ø 30 MM

Due to its innovative design, the cutting capacity has been extended up to 30mm, which also optimizes its power transmission. The outstanding cutting capacity turns Original LÖWE 10 into an efficient cutting tool making it an acceptable alternative to loppers for branches up to 30mm.

CLOSER TO THE BRANCH PRUNING

With its off-center positioned blade, Original LÖWE 10 enables pruning closer to the branch. Furthermore, Original LÖWE 10 blades' bypass geometry prevents clippings from slipping out. The slim, tapered design also allows to cut branches in narrow and hard-to-reach areas.

+ All spare parts of Original LÖWE 10 models can be found on page 63.



Original LÖWE PROFESSIONAL



Original LÖWE 6
Page 26



Original LÖWE 7
Page 28



Original LÖWE 8
Page 30



Original LÖWE 9
Page 32

Our Original LÖWE pruning shears of the PROFESSIONAL series are particularly suitable for daily professional use because of their superior technology. The blades are mounted on the outside of the pruning shears with only one nut. This enables to change the blades in a few seconds without completely disassembly of the pruning shears. The handle width is steplessly adjustable and can thus be individually adapted to your hand size. With the anvil and hybrid pruning shears, the service life of the blade and base is significantly extended by adjusting the handle width.

For fast work, for an easy cut, for a strong cut or for a clean cut, depending on the user's requirements, the PROFESSIONAL series models are available as anvil, hybrid and bypass pruning shears.

- The Original LÖWE 6 anvil pruning shears allow you to work quickly and efficiently.
- The Original LÖWE 7 hybrid pruning shears cut very easily due to their slim and short blade.
- The Original LÖWE 8 hybrid pruning shears also cut through large branches powerfully.
- The Original LÖWE 9 bypass pruning shears cut cleanly and precisely.

The anvil and hybrid pruning shears can be used by right-handers as well as left-handers. All wear parts are available as replacements.

Original LÖWE PROFESSIONAL: Work professionally!



“FAST AND
EFFICIENT WORK”

FAST CUT

Original LÖWE 6

FAST CUT

Our Original LÖWE 6 anvil pruning shears are optimal and efficient cutting tools for the professional user in fruit, wine and horticulture. The straight and slim blade allows quick and easy access to the cut material and makes work efficient.

- > continuously adjustable handle width
- > easy-to-replace blade and anvil

Original LÖWE 6.104 standard handle

for medium and large hand sizes

Ø 25 mm 1"	20 cm 7 7/8"	240 g	M-L		
---------------	-----------------	-------	-----	--	--



Original LÖWE 6.107 inwardly curved handle

for small and medium hand sizes

Ø 25 mm 1"	20 cm 7 7/8"	240 g	S-M		
---------------	-----------------	-------	-----	--	--



Original LÖWE 6.109 rotating handle

The rotating handle enables a high cutting frequency and reduces the strain on the hand and wrist.

Ø 25 mm 1"	20 cm 7 7/8"	280 g	M-L		
---------------	-----------------	-------	-----	--	--



✦ All spare parts of Original LÖWE 6 models can be found on page 64.



SUPERIOR TECHNOLOGY

ADVANTAGES OF EXTERNALLY-POSITIONED BLADES

They are fastened with just a single nut, making replacement fast and easy. Disassembly of the shears is not necessary.



ADVANTAGES OF CONTINUOUSLY VARIABLE GRIP WIDTH ADJUSTMENT

Extends the life of the blade considerably, because wear can be compensated for by adjusting the grip width. Adjustment to the user's hand size.



“VERY EASY CUT”

EASY CUT

Original LÖWE 7

EASY CUT

Our Original LÖWE 7 pruning shears are hybrid pruning shears with a short slim blade. They combine the power of an anvil pruning shear with the precise cut of the bypass geometry. Thanks to the short and slim blade, the cutting force required is very low.

- > continuously adjustable handle width
- > easy-to-replace blades and anvil

Original LÖWE 7.104 standard handle

for medium and large hand sizes

Ø 22 mm 7/8"	20 cm 7 7/8"	235 g	M-L		
-----------------	-----------------	-------	-----	--	--



Original LÖWE 7.107 inwardly curved handle

for small and medium hand sizes

Ø 22 mm 7/8"	20 cm 7 7/8"	235 g	S-M		
-----------------	-----------------	-------	-----	--	--



Original LÖWE 7.109 rotating handle

The rotating handle enables a high cutting frequency and reduces the strain on the hand and wrist.

Ø 22 mm 7/8"	20 cm 7 7/8"	270 g	M-L		
-----------------	-----------------	-------	-----	--	--



+ All spare parts of Original LÖWE 7 models can be found on page 65.

SUPERIOR TECHNOLOGY



ADVANTAGES OF EXTERNALLY-POSITIONED BLADES

They are fastened with just a single nut, making replacement fast and easy. Disassembly of the shears is not necessary.



ADVANTAGES OF CONTINUOUSLY VARIABLE GRIP WIDTH ADJUSTMENT

Extends the life of the blade considerably, because wear can be compensated for by adjusting the grip width. Adjustment to the user's hand size.



**“POWERFUL CUT FOR
STRONG BRANCHES”**

POWER CUT

Original LÖWE 8

POWER CUT

Our Original LÖWE 8 pruning shears are hybrid pruning shears for powerful cutting of strong branches. They combine the power of an anvil pruning shear with the precise cut of the bypass geometry. Due to their large cutting capacity, the Original LÖWE pruning shears 8 are the ideal hybrid pruners for branches of hard wood with large diameters.

- > continuously adjustable handle width
- > easy-to-replace blade and anvil

Original LÖWE 8.104 standard handle

for medium and large hand sizes

Ø 25 mm 1"	21 cm 8 1/4"	250 g	M-L			
---------------	-----------------	-------	-----	--	--	--



Original LÖWE 8.107 inwardly curved handle

for small and medium hand sizes

Ø 25 mm 1"	21 cm 8 1/4"	250 g	S-M			
---------------	-----------------	-------	-----	--	--	--



Original LÖWE 8.109 rotating handle

The rotating handle enables a high cutting frequency and reduces the strain on the hand and wrist.

Ø 25 mm 1"	21 cm 8 1/4"	290 g	M-L			
---------------	-----------------	-------	-----	--	--	--



✦ All spare parts of Original LÖWE 8 models can be found on page 66.



SUPERIOR TECHNOLOGY

ADVANTAGES OF EXTERNALLY-POSITIONED BLADES

They are fastened with just a single nut, making replacement fast and easy. Disassembly of the shears is not necessary.



ADVANTAGES OF CONTINUOUSLY VARIABLE GRIP WIDTH ADJUSTMENT

Extends the life of the blade considerably, because wear can be compensated for by adjusting the grip width. Adjustment to the user's hand size.



“CLEAN CUT”

CLEAN CUT

Original LÖWE 9

CLEAN CUT

Our Original LÖWE 9 bypass pruning shears provide a clean and precise cut. Therefore this cutting tool is particularly suitable for nurseries.

- > continuously adjustable handle width
- > easy-to-replace blade

Original LÖWE 9.104 standard handle

for medium and large hand sizes

Ø 22 mm 7/8"	21 cm 8 1/4"	245 g	M-L		
-----------------	-----------------	-------	-----	--	--



Original LÖWE 9.107 inwardly curved handle

for small and medium hand sizes

Ø 22 mm 7/8"	21 cm 8 1/4"	245 g	S-M		
-----------------	-----------------	-------	-----	--	--



Original LÖWE 9.109 rotating handle

The rotating handle enables a high cutting frequency and reduces the strain on the hand and wrist.

Ø 22 mm 7/8"	21 cm 8 1/4"	285 g	M-L		
-----------------	-----------------	-------	-----	--	--



✦ All spare parts of Original LÖWE 9 models can be found on page 67.



SUPERIOR TECHNOLOGY

ADVANTAGES OF EXTERNALLY-POSITIONED BLADES

They are fastened with just a single nut, making replacement fast and easy. Disassembly of the shears is not necessary.



ADVANTAGES OF CONTINUOUSLY VARIABLE GRIP WIDTH ADJUSTMENT

Extends the life of the blade considerably, because wear can be compensated for by adjusting the grip width. Adjustment to the user's hand size.



Original LÖWE PRECISION



Original LÖWE 11
Page 36



Original LÖWE 12
Page 38

Our Original LÖWE pruning shears of the PRECISION series are bypass pruning shears with a precision cutting head. The precisely manufactured cutting head consisting of blade and counter-blade ensures a clean, precise and easy cut due to its cutting geometry which has been optimised down to the last detail. Thanks to a particularly sophisticated heat treatment, the Original LÖWE bypass blades are very hard, sharp and retain their cutting edge. Due to the high cutting edge stability, the blades remain sharp for a very long time, even in tough use.

Thanks to the use of high-quality materials and an optimised geometry, the weight of the PRECISION models is very light. A rubber buffer and the flex movement of the handles dampen the cutting impact very effectively and thus protect the users wrist. The PRECISION models are available as large and small bypass pruning shears.

- The Original LÖWE pruning shears 11 are large bypass pruning shears.
- The Original LÖWE pruning shears 12 are small bypass pruning shears.

Original LÖWE PRECISION: Precise and clean cut!



“PRECISE AND CLEAN CUT”

CLEAN CUT

Original LÖWE 11

CLEAN CUT

No other pruning shears cut as precisely as our Original LÖWE 11 and 12. The slim precision cutting head allows easy access to narrow branches and also impresses with a clean cut pattern.

- > precision cutting head with optimum geometry for precise, easy cutting
- > efficient cushion
- > lightweight thanks to high-grade materials and optimised design
- > handles made from high quality fibre reinforced plastic

Original LÖWE 11.104 standard handle

for medium and large hand sizes

Ø 22 mm 7/8"	21 cm 8 3/4"	210 g	M-L	
-----------------	-----------------	-------	-----	--



Original LÖWE 11.107 inwardly curved handle

for medium hand sizes

Ø 22 mm 7/8"	21 cm 8 3/4"	210 g	M	
-----------------	-----------------	-------	---	--



Original LÖWE 11.109 rotating handle

The rotating handle enables a high cutting frequency and reduces the strain on the hand and wrist.

Ø 22 mm 7/8"	21 cm 8 3/4"	275 g	M-L	
-----------------	-----------------	-------	-----	--



+ All spare parts of Original LÖWE 11 models can be found on page 68.

Original
LÖWE **11**



“PRECISE AND CLEAN CUT”

CLEAN CUT
SMALL

Original LÖWE 12

CLEAN CUT SMALL

No other pruning shears cut as precisely as our Original LÖWE 11 and 12. The slim precision cutting head allows easy access to narrow branches and also impresses with a clean cut pattern.

- > small precision cutting head with optimum geometry for precise, easy cutting
- > efficient cushion
- > lightweight thanks to high-grade materials and optimised design
- > handles made from high quality fibre reinforced plastic

Original LÖWE 12.104 standard handle

for medium hand sizes

Ø 20 mm 3/4"	19 cm 7 1/2"	180 g	M	
-----------------	-----------------	-------	---	--



Original LÖWE 12.109 rotating handle

The rotating handle enables a high cutting frequency and reduces the strain on the hand and wrist.

Ø 20 mm 3/4"	19 cm 7 1/2"	250 g	M-L	
-----------------	-----------------	-------	-----	--



Original
LÖWE **12**



Original LÖWE ECONOMIC



Original LÖWE 14
Page 42



Original LÖWE 15
Page 44



Original LÖWE 16
Page 46

Our Original LÖWE pruning shears of the ECONOMIC series are particularly compact, handy and reduced to the key essentials whilst combining all relevant features for a long lasting use and a clean, powerful cut.

For a clean cut or for a powerful cut or for presenting roses depending on the requirements of the user, the models of the ECONOMIC series are available as bypass, hybrid or cut&hold pruning shears.

- The Original LÖWE 14 bypass pruning shears provide a very clean cut.
- The Original LÖWE 15 hybrid pruning shears offer the perfect mix of handiness and strength.
- The Original LÖWE 16 cut&hold pruning shears are suitable for cutting and presenting roses and other flowers.

Original LÖWE ECONOMIC: Compact and handy!



**“COMPACT PRUNING SHEARS
WITH A CLEAN CUT”**

CLEAN CUT

Original LÖWE 14

CLEAN CUT

Our Original LÖWE pruning shears 14 are compact and handy bypass pruning shears with a clean cut. Simply designed, they impress with their handiness.

- > lowest cutting impact by dual shock absorber
- > compact design, slim, pointed
- > extremely lightweight
- > good balance (not top-heavy)

Original LÖWE 14.104 standard handle

for medium and large hand sizes

Ø 22 mm 7/8"	19 cm 7 1/2"	180 g	M - L	
-----------------	-----------------	-------	-------	--



Original LÖWE 14.107 inwardly curved handle

for small hands

Ø 22 mm 7/8"	19 cm 7 1/2"	180 g	S	
-----------------	-----------------	-------	---	--



Original
LÖWE **14**



“COMPACT PRUNING SHEARS
WITH A POWERFUL CUT”

POWER CUT

Original LÖWE 15

POWER CUT

Our Original LÖWE 15 hybrid pruning shears offer the perfect mix of handiness and optimal power transmission. This makes it the all-rounder in the garden.

- > compact design, slim, pointed
- > lightweight
- > good balance (not “top-heavy”)
- > locking of the fastener adapts to the wear of blade and anvil

Original LÖWE 15.104 standard handle

for medium and large hand sizes

Ø 22 mm 7/8"	19 cm 7 1/2"	195 g	M - L	
-----------------	-----------------	-------	-------	--



Original LÖWE 15.107 inwardly curved handle

for small hand sizes

Ø 22 mm 7/8"	19 cm 7 1/2"	190 g	S	
-----------------	-----------------	-------	---	--



Original LÖWE 16

CUT & HOLD

Our Original LÖWE 16 pruning shears are bypass pruners with a hold function for the cut flower. This pruner is suitable for cutting and presenting roses and other flowers.

- > safe holding function "Cut & Hold" for flowers
- > precise cutting in bypass technique
- > ideal for presentation or packaging

Original LÖWE 16.104 standard handle

for medium and large hand sizes

 12 mm 1/2"	 19 cm 7 1/2"	 200 g	 M - L	
---	---	---	---	---



Original LÖWE 16.107 inwardly curved handle

for small and medium hand sizes

 12 mm 1/2"	 19 cm 7 1/2"	 200 g	 S - M	
--	--	--	--	--



"THE CUT & HOLD
PRUNING SHEARS"

CUT & HOLD

 All spare parts of Original LÖWE 16 models can be found on page 72.



Original LÖWE

PROFESSIONAL

LOPPERS



Original LÖWE 20
Page 50



Original LÖWE 21
Page 52




Original LÖWE 22
Page 54

Our Original LÖWE loppers of the PROFESSIONAL series are lightweight and robust. They are available as anvil, bypass and hybrid loppers, depending on whether the focus of your work needs to be fast, clean or powerful.

- > The Original LÖWE 20 are anvil loppers for fast and efficient work.
- > The Original LÖWE 21 are bypass loppers for clean cuts.
- > The Original LÖWE 22 are hybrid loppers for powerful cutting through strong branches.

All PROFESSIONAL loppers are available in different lengths depending on the intended use and your requirements. The optimum loppers for every application.

Original LÖWE PROFESSIONAL: Work professionally!



“FAST AND
EFFICIENT WORK”

FAST CUT

Original LÖWE 20

FAST CUT

Our Original LÖWE 20 anvil loppers are optimal and efficient cutting tools for the professional user in fruit, wine and horticulture. The straight and slim blade allows quick and easy access to the cut material and makes work efficient.

- > good access to cutting area without overstretching your arms
- > for right- and left-handers
- > available in four different lengths

Original LÖWE 20.050

Anvil loppers, length 50 cm

Ø 40 mm 1 1/2" | 50 cm 19 5/8" | 815 g

Original LÖWE 20.065

Anvil loppers, length 65 cm

Ø 40 mm 1 1/2" | 65 cm 25 5/8" | 960 g

Original LÖWE 20.080

Anvil loppers, length 80 cm

Ø 40 mm 1 1/2" | 80 cm 31 1/2" | 1.090 g

Original LÖWE 20.100

Anvil loppers, length 100 cm

Ø 40 mm 1 1/2" | 100 cm 39 3/8" | 1.280 g



✚ All spare parts of Original LÖWE 20 models can be found from page 73.



“CLEAN CUT”

CLEAN CUT

Original LÖWE 21

CLEAN CUT

Our Original LÖWE 21 bypass loppers provide a clean and precise cut. Therefore this cutting tool is particularly suitable for nurseries.

- > the curved blade supports the drawing cut
- > closer to the branch pruning
- > available in three different lengths

Original LÖWE 21.050

Bypass loppers, length 50 cm

Ø 40 mm 1 1/2" 50 cm 19 5/8" 830 g

Original LÖWE 21.065

Bypass loppers, length 65 cm

Ø 40 mm 1 1/2" 65 cm 25 5/8" 965 g

Original LÖWE 21.080

Bypass loppers, length 80 cm

Ø 40 mm 1 1/2" 80 cm 31 1/2" 1.100 g



+ All spare parts of Original LÖWE 21 models can be found from page 74.



“POWERFUL CUT FOR STRONG
AND HARD BRANCHES”

POWER CUT

Original LÖWE 22

POWER CUT

Our Original LÖWE 22 is a hybrid lopper for powerful cutting of strong branches. Due to the large cutting capacity and the optimized cutting geometry, the Original LÖWE 22 is the ideal lopper for branches of hard wood with large diameters.

- > easy cutting, even without leverage
- > maximum handle-opening angle of 90°
- > no slipping out of clippings
- > for right- and left-handers
- > available in four different lengths

Original LÖWE 22.050

Anvil loppers with bypass geometry

Ø 45 mm 1 3/4" | 50 cm 19 5/8" | 930 g

Original LÖWE 22.065

Anvil loppers with bypass geometry

Ø 45 mm 1 3/4" | 65 cm 25 5/8" | 1.070 g

Original LÖWE 22.080

Anvil loppers with bypass geometry

Ø 45 mm 1 3/4" | 80 cm 31 1/2" | 1.180 g

Original LÖWE 22.100

Anvil loppers with bypass geometry

Ø 45 mm 1 3/4" | 100 cm 39 3/8" | 1.375 g



✚ All spare parts of Original LÖWE 22 models can be found from page 75.

Original
LÖWE 22



Original LÖWE PRECISION LOPPERS



Original LÖWE 31
Page 58

Our Original LÖWE 31 of the PRECISION series impresses with a clean cut and allows easy access to narrow branches. It is used when the effort required with one-handed shears is too high. Due to the slim precision cutting head the Original LÖWE 31 is particularly suitable for cutting fresh wood on vines, shrubs and roses up to a branch diameter of 30 mm and thus closes the gap between one-handed pruning shears and large loppers.

Original LÖWE PRECISION: Precise and clean cut!



“PRECISE AND CLEAN CUT”

CLEAN CUT

Original LÖWE 31

CLEAN CUT

The slim precision cutting head allows easy access to narrow ramifications and also impresses with a clean cutting pattern. Our Original LÖWE 31 is used when the effort required with a one-handed pruning shear becomes too high. It is particularly suitable for cutting fresh wood on vines, shrubs and roses with a branch diameter of up to 30 mm and thus closes the gap between one-handed pruning shears and large loppers.

- > ideal for cutting vine branches, bushes etc.
- > available in three different lengths
- > the slim and pointed cutting head enables to cut shoots very close to their base

Original LÖWE 31.040

Bypass loppers with precision cutting head

Ø 30 mm 1 1/5" | 40 cm 16" | 605 g

Original LÖWE 31.050

Bypass loppers with precision cutting head














Ø 30 mm 1 1/5" | 50 cm 19 5/8" | 670 g















Original LÖWE 31.060





















Bypass loppers with precision cutting head












Ø 30 mm 1 1/5" | 60 cm 24" | 740 g



Original LÖWE 1 – THE ORIGINAL			Item No.	Description	EAN-Code
			1.101	ANVIL PRUNER metallic handle, classic design, for medium and large hand sizes	4 033119 000018
			1.102	Anniversary Edition ANVIL PRUNER classic design, metallic handle, decorated with ornaments, for medium and large hand sizes	4 033119 000841
			1.104	ANVIL PRUNER standard handle, for medium and large hand sizes	4 033119 000025
			1.107	ANVIL PRUNER inwardly curved handle, for small and medium hand sizes	4 033119 000056
			1.109	ANVIL PRUNER with rotating handle, for medium and large hand sizes	4 033119 000599
Spare parts					
			1.001/B	Blade Original LÖWE 1 1 piece in a blister	4 033119 001183
			1.001	Blades Original LÖWE 1 5 pieces in a box	4 033119 001015
			1.002	Anvil (base) Original LÖWE 1/2	4 033119 001503
			1.002/B	Anvil (base) Original LÖWE 1/2 with screw and sleeve in a blister, including: 1.002+1.006	4 033119 001794
			1.003	Spring with screw and nut	4 033119 002012
			1.004/04	Pair of handles for handle type 04	4 033119 002029
			1.004/07	Pair of handles for handle type 07	4 033119 002319
			1.005	Bolt with sleeve and nut	4 033119 002036
			1.006	Screw with sleeve for anvil	4 033119 002043
			1.009	Fastener with bolt screw and plastic spring bushing	4 033119 002197
			1.019	Fastener with bolt screw and plastic spring bushing, black	4 033119 002456
			1.007	Set spare parts Original LÖWE 1 in a blister including: 1.001+1.002+1.003+1.005+1.006	4 033119 002517
			1.011	Rotating handle with screw in a blister	4 033119 002333

Original LÖWE 2 – VARIO			Item No.	Description	EAN-Code
			2.104	ANVIL PRUNER with adjustable handle width standard handle, for medium and large hand sizes	4 033119 000063
			2.107	ANVIL PRUNER with adjustable handle width inwardly curved handle, for small and medium hand sizes	4 033119 000469
Spare parts					
			2.001/B	Blade Original LÖWE 2 1 piece in a blister	4 033119 001190
			2.001	Blades Original LÖWE 2 5 pieces in a box	4 033119 001039
			1.002	Anvil (base) Original LÖWE 1/2	4 033119 001503
			1.002/B	Anvil (base) Original LÖWE 1/2 with screw and sleeve in a blister, including: 1.002+1.006	4 033119 001794
			1.003	Spring with screw and nut	4 033119 002012
			1.004/04	Pair of handles for handle type 04	4 033119 002029
			1.004/07	Pair of handles for handle type 07	4 033119 002319
			1.005	Bolt with sleeve and nut	4 033119 002036
			1.006	Screw with sleeve for anvil	4 033119 002043
			1.009	Fastener with bolt screw and plastic spring bushing	4 033119 002197
			2.008	Adjusting screw for variable handle width	4 033119 002050
			2.007	Set spare parts Original LÖWE 2 in a blister including: 2.001+1.002+1.003+1.005+1.006	4 033119 002524

Original LÖWE 5 – EASY CUT			Item No.	Description	EAN-Code
			5.104	small ANVIL PRUNER standard handle, for small and medium hand sizes	4 033119 000162
			5.107	small ANVIL PRUNER inwardly curved handle, for extra small hand sizes	4 033119 000650
			5.109	small ANVIL PRUNER rotating handle	4 033119 000605
			5.124	small ANVIL PRUNER with pointed blade standard handle, for small and medium hand sizes	4 033119 000667
			5.127	small ANVIL PRUNER with pointed blade inwardly curved handle, for extra small hand sizes	4 033119 000674
Spare parts					
			5.001/B	Blade Original LÖWE 5 1 piece in a blister	4 033119 001220
			5.001	Blades Original LÖWE 5 5 pieces in a box	4 033119 001381
			5.021/B	Blade Original LÖWE 5 pointed 1 piece in a blister	4 033119 001282
			5.021	Blades Original LÖWE 5 pointed 5 pieces in a box	4 033119 001398
			5.002	Anvil (base) Original LÖWE 5	4 033119 001558
			5.022	Anvil (base) Original LÖWE 5 pointed	4 033119 001763
			5.003	Spring with screw and nut	4 033119 002128
			5.004/04	Pair of handles for handle type 04	4 033119 002203
			5.004/07	Pair of handles for handle type 07	4 033119 002401
			5.005	Bolt with sleeve and nut	4 033119 002135
			1.006	Screw with sleeve for anvil	4 033119 002043
			5.007	Set spare parts Original LÖWE 5 in a blister including: 5.001+5.002+5.003+5.005+1.006	4 033119 002548
			5.027	Set spare parts Original LÖWE 5 pointed in a blister including: 5.021+5.022+5.003+5.005+1.006	4 033119 002647
			5.009	Fastener with bolt screw and plastic spring bushing	4 033119 002210
			1.011	Rotating handle with screw in a blister	4 033119 002333

Original LÖWE 10 – POWER CUT			Item No.	Description	EAN-Code
			10.107	ANVIL PRUNER with bypass geometry inwardly curved handle, for medium and large hand sizes	4 033119 005006
Spare parts					
			10.001/B	Blade Original LÖWE 10 1 piece in a blister	4 033119 001480
			10.001	Blades Original LÖWE 10 5 pieces in a box	4 033119 001473
			10.002/B	Anvil (base) Original LÖWE 10 with screw and sleeve in a blister, including: 10.002+10.006	4 033119 001978
			10.002	Anvil (base) Original LÖWE 10	4 033119 001954
			1.003	Spring with screw and nut	4 033119 002012
			1.004/07	Pair of handles for handle type 07	4 033119 002319
			1.005	Bolt with sleeve and nut	4 033119 002036
			10.006	Screw with sleeve for anvil	4 033119 004092
			10.007	Set spare parts Original LÖWE 10 in a blister including: 10.001+10.002+1.003+1.005+10.006	4 033119 002722
			1.009	Fastener with bolt screw and plastic spring bushing	4 033119 002197










Original LÖWE 6 – FAST CUT			Item No.	Description	EAN-Code
			6.104	ANVIL PRUNER standard handle, adjustable handle width, for medium and large hand sizes	4 033119 000070
			6.107	ANVIL PRUNER inwardly curved handle, adjustable handle width, for small and medium hand sizes	4 033119 000087
			6.109	ANVIL PRUNER rotating handle, easily replaceable blade, adjustable handle width, for medium and large hand sizes	4 033119 000612
Spare parts					
			6.001/B	Blade Original LÖWE 6 1 piece in a blister	4 033119 001237
			6.001	Blades Original LÖWE 6 5 pieces in a box	4 033119 001046
			6.002	Anvil (base) Original LÖWE 6 with screw	4 033119 001510
			6.003	Spring	4 033119 002067
			6.004/04	Pair of handles for handle type 04	4 033119 002173
			6.004/07	Pair of handles for handle type 07	4 033119 002326
			6.005	Bearing in a blister including: 6.012+6.015+6.016+6.018	4 033119 002562
			6.007	Set spare parts Original LÖWE 6 in a blister including: 6.001+6.002+6.003	4 033119 002555
			6.008	Adjusting screw for variable handle width	4 033119 002104
			6.009	Fastener with bolt screw and plastic spring bushing	4 033119 002227
			1.011	Rotating handle with screw in a blister	4 033119 002333























Original LÖWE 7 – EASY CUT			Item No.	Description	EAN-Code
			7.104	ANVIL PRUNER with bypass geometry standard handle, adjustable handle width, for medium and large hand sizes	4 033119 000803
			7.107	ANVIL PRUNER with bypass geometry inwardly curved handle, adjustable handle width, for small and medium hand sizes	4 033119 000810
			7.109	ANVIL PRUNER with bypass geometry rotating handle, adjustable handle width, for medium and large hand sizes	4 033119 000827
Spare parts					
			7.001/B	Blade Original LÖWE 7 1 piece in a blister	4 033119 001343
			7.001	Blades Original LÖWE 7 5 pieces in a box	4 033119 001350
			7.002	Anvil (base) Original LÖWE 7 with screw	4 033119 001862
			6.003	Spring	4 033119 002067
			6.004/04	Pair of handles for handle type 04	4 033119 002173
			6.004/07	Pair of handles for handle type 07	4 033119 002326
			6.005	Bearing in a blister including: 6.012+6.015+6.016+6.018	4 033119 002562
			7.007	Set spare parts Original LÖWE 7 in a blister including: 7.001+7.002+6.003	4 033119 002678
			6.008	Adjusting screw for variable handle width	4 033119 002104
			6.009	Fastener with bolt screw and plastic spring bushing	4 033119 002227
			1.011	Rotating handle with screw in a blister	4 033119 002333













Original LÖWE 8 – POWER CUT			Item No.	Description	EAN-Code
			8.104	ANVIL PRUNER with bypass geometry standard handle, adjustable handle width, for medium and large hand sizes	
			8.107	ANVIL PRUNER with bypass geometry inwardly curved handle, adjustable handle width, for small and medium hand sizes	
			8.109	ANVIL PRUNER with bypass geometry rotating handle, adjustable handle width, for medium and large hand sizes	
Spare parts					
			8.001/B	Blade Original LÖWE 8 1 piece in a blister	
			8.001	Blades Original LÖWE 8 5 pieces in a box	
			8.002	Anvil (base) Original LÖWE 8 with screw	
			6.003	Spring	
			6.004/04	Pair of handles for handle type 04	
			6.004/07	Pair of handles for handle type 07	
			6.005	Bearing in a blister including: 6.012+6.015+6.016+6.018	
			8.007	Set spare parts Original LÖWE 8 in a blister including: 8.001+8.002+6.003	
			6.008	Adjusting screw for variable handle width	
			6.009	Fastener with bolt screw and plastic spring bushing	
			1.011	Rotating handle with screw in a blister	























Original LÖWE 9 – CLEAN CUT			Item No.	Description	EAN-Code
			9.104	BYPASS PRUNER standard handle, adjustable handle width, for medium and large hand sizes	
			9.107	BYPASS PRUNER inwardly curved handle, adjustable handle width, for small and medium hand sizes	
			9.109	BYPASS PRUNER rotating handle, adjustable handle width, for medium and large hand sizes	
Spare parts					
			9.001/B	Blade Original LÖWE 9 1 piece in a blister	
			9.001	Blades Original LÖWE 9 5 pieces in a box	
			9.002	Counter-blade Original LÖWE 9 1 piece in a blister	
			6.003	Spring	
			6.004/04	Pair of handles for handle type 04	
			6.004/07	Pair of handles for handle type 07	
			6.005	Bearing in a blister including: 6.012+6.015+6.016+6.018	
			9.007	Set spare parts Original LÖWE 9 in a blister including: 9.001+6.003	
			9.008	Shock absorber with screw + washer	
			6.008	Adjusting screw for variable handle width	
			6.009	Fastener with bolt screw and plastic spring bushing	
			1.011	Rotating handle with screw in a blister	





























Original LÖWE 11 – CLEAN CUT			Item No.	Description	EAN-Code
			11.104	BYPASS PRUNER with precision cutting head standard handle, for medium and large hand sizes	4 033119 000483
			11.107	BYPASS PRUNER with precision cutting head inwardly curved handle, for medium hand sizes	4 033119 0005013
			11.109	BYPASS PRUNER with precision cutting head rotating handle, for medium and large hand sizes	4 033119 000636
Spare parts					
			11.001	Blade Original LÖWE 11 1 piece in a blister	4 033119 001145
			11.002	Counter-blade Original LÖWE 11 1 piece in a blister	4 033119 001640
			11.003	Spiral spring Original LÖWE 11	4 033119 002234
			11.004/04	Pair of handles for handle type 04	4 033119 002241
			11.004/07	Pair of handles for handle type 07	4 033119 004108
			11.005	Bearing in a blister including: bolt, nut + washer	4 033119 002258
			11.006	Handle mounting: 4 pairs of nuts + bolts	4 033119 002265
			11.007	Set spare parts Original LÖWE 11 in a blister, including: 11.001+11.003+11.005+11.006 (2 pairs)+11.008	4 033119 002586
			11.008	Shock absorber	4 033119 002272
			11.009	Fastener + stainless steel spring	4 033119 002289
			1.011	Rotating handle with screw in a blister	4 033119 002333

Original LÖWE 12 – CLEAN CUT SMALL			Item No.	Description	EAN-Code
			12.104	small BYPASS PRUNER with precision cutting head standard handle, for medium hand sizes	4 033119 000476
			12.109	small BYPASS PRUNER with precision cutting head rotating handle, for medium and large hand sizes	4 033119 000643
Spare parts					
			12.001	Blade Original LÖWE 12 1 piece in a blister	4 033119 001152
			12.002	Counter-blade Original LÖWE 12 1 piece in a blister	4 033119 001657
			14.003	Spiral spring Original LÖWE 12, 14, 15, 16	4 033119 002487
			12.004/04	Pair of handles for handle type 04	4 033119 002296
			12.007	Set spare parts Original LÖWE 12 in a blister, including: 12.001+14.003+11.006+11.006 (2 pairs)+11.008	4 033119 002593
			11.005	Bearing in a blister including: bolt, nut + washer	4 033119 002258
			11.006	Handle mounting: 4 pairs of nuts + bolts	4 033119 002265
			11.008	Shock absorber	4 033119 002272
			11.009	Fastener + stainless steel spring	4 033119 002289
			1.011	Rotating handle with screw in a blister	4 033119 002333







Original LÖWE 14 – CLEAN CUT		Item No.	Description	EAN-Code
		14.104	compact BYPASS PRUNER standard handle, for medium and large hand sizes	
		14.107	compact BYPASS PRUNER inwardly curved handle, for small hand sizes	
Spare parts				
			14.001 Blade Original LÖWE 14 1 piece in a blister	
			14.002 Counter-blade Original LÖWE 14 1 piece in a blister	
			14.003 Spiral spring Original LÖWE 12, 14, 15, 16	
			14.004/04 Pair of handles for handle type 04 with screws	
			14.004/07 Pair of handles for handle type 07 with screws	
			14.005 Bearing in a blister including: bolt, nut	
			14.007 Set spare parts Original LÖWE 14 in a blister, including: 14.001+14.003+14.005+14.008	
			14.008 Shock absorber (1 pair)	
			14.009 Fastener + stainless steel spring	

Original LÖWE 15 – POWER CUT			Item No.	Description	EAN-Code
			15.104	compact ANVIL PRUNER with bypass geometry standard handle, for medium and large hand sizes	 4 033119 000889
			15.107	compact ANVIL PRUNER with bypass geometry inwardly curved handle, for small hand sizes	 4 033119 000896
Spare parts					
			15.001	Blade Original LÖWE 15 1 piece in a blister	 4 033119 001411
			15.002	Anvil Original LÖWE 15 with screw	 4 033119 001916
			14.003	Spiral spring, Original LÖWE 12, 14, 15, 16	 4 033119 002487
			14.004/04	Pair of handles for handle type 04 with screws	 4 033119 002494
			14.004/07	Pair of handles for handle type 07 with screws	 4 033119 002500
			14.005	Bearing in a blister including: bolt, nut	 4 033119 004009
			15.007	Set spare parts Original LÖWE 15 in a blister including: 15.001+15.002+14.003+14.005+14.008	 4 033119 002692
			14.008	Shock absorber (1 pair)	 4 033119 004016
			14.009	Fastener + stainless steel spring	 4 033119 004023
			15.013	Anvil lever Original LÖWE 15 1 piece in a blister	 4 033119 004085

















Original LÖWE 16 – CUT & HOLD		Item No.	Description	EAN-Code	
		16.104	BYPASS PRUNER Cut & Hold standard handle, for medium and large hand sizes	 4 033119 000902	
		16.107	BYPASS PRUNER Cut & Hold inwardly curved handle, for small and medium hand sizes	 4 033119 000919	
Spare parts					
			16.001	Blade Original LÖWE 16 1 piece in a blister	 4 033119 001466
			16.002	Counter-blade Original LÖWE 16 1 piece in a blister	 4 033119 001923
			16.010	Clamping jaws Original LÖWE 16, including screws	 4 033119 004030
			14.003	Spiral spring Original LÖWE 12, 14, 15, 16	 4 033119 002487
			14.004/04	Pair of handles for handle type 04 with screws	 4 033119 002494
			14.004/07	Pair of handles for handle type 07 with screws	 4 033119 002500
			14.005	Bearing in a blister including: bolt, nut	 4 033119 004009
			14.008	Shock absorber (1 pair)	 4 033119 004016
			14.009	Fastener + stainless steel spring	 4 033119 004023

Original LÖWE 20 – FAST CUT		Item No.	Description	EAN-Code	
		20.050	ANVIL LOPPERS length: 50 cm, 19 5/8"	 4 033119 200500	
		20.065	ANVIL LOPPERS length: 65 cm, 25 5/8"	 4 033119 200654	
		20.080	ANVIL LOPPERS length: 80 cm, 31 1/2"	 4 033119 200807	
		20.100	ANVIL LOPPERS length: 100 cm, 39 3/8"	 4 033119 201002	
Spare parts					
			20.001	Blade Original LÖWE 20 1 piece in a blister	 4 033119 200012
			20.002	Anvil (base) Original LÖWE 20 + screws 1 piece in a blister	 4 033119 200029
			20.005	Bearing in a blister including: bolt, nut, locking plate and screw	 4 033119 200050
			20.008	Closing caps 1 pair in a blister	 4 033119 200081
			20.011/50	Pair of handle tubes Original LÖWE 20.050 / 21.050 / 22.050	 4 033119 200203
			20.011/65	Pair of handle tubes Original LÖWE 20.065 / 21.065 / 22.065	 4 033119 200210
			20.011/80	Pair of handle tubes Original LÖWE 20.080 / 21.080 / 22.080	 4 033119 200227
			20.011/100	Pair of handle tubes Original LÖWE 20.100 / 22.100	 4 033119 200234
			20.012	Screws for handle tubes 1 set (4 pieces) in a blister	 4 033119 200128
			20.013	Anvil lever Original LÖWE 20 1 piece in a blister	 4 033119 200135









Original LÖWE 21 – CLEAN CUT

		21.050	BYPASS LOPPERS length: 50 cm, 19 5/8"	 4 033119 210509
21.050	21.065	21.065	BYPASS LOPPERS length: 65 cm, 25 5/8"	 4 033119 210653
		21.080	BYPASS LOPPERS length: 80 cm, 31 1/2"	 4 033119 210806
21.080				



Spare parts























 21.001	 21.002	 20.005	21.001 Blade Original LÖWE 21 1 piece in a blister	 4 033119 210011
			21.002 Counter-blade Original LÖWE 21 1 piece in a blister	 4 033119 210028
			20.005 Bearing in a blister including: bolt, nut, locking plate and screw	 4 033119 200050
 21.008	 20.011/50	 20.011/65	21.008 Shock absorber 1 piece in a blister	 4 033119 210080
			20.011/50 Pair of handle tubes Original LÖWE 20.050/21.050/22.050	 4 033119 200203
			20.011/65 Pair of handle tubes Original LÖWE 20.065/21.065/22.065	 4 033119 200210
 20.011/80	 20.012		20.011/80 Pair of handle tubes Original LÖWE 20.080/21.080/22.080	 4 033119 200227
			20.012 Screws for handle tubes 1 set (4 pieces) in a blister	 4 033119 200128

Original LÖWE 22 – POWER CUT

		22.050	ANVIL LOPPERS with bypass geometry length: 50 cm, 19 5/8"	 4 033119 220508
22.050	22.065	22.065	ANVIL LOPPERS with bypass geometry length: 65 cm, 25 5/8"	 4 033119 220652
		22.080	ANVIL LOPPERS with bypass geometry length: 80 cm, 31 1/2"	 4 033119 220805
22.080	22.100	22.100	ANVIL LOPPERS with bypass geometry length: 100 cm, 39 3/8"	 4 033119 221000

Spare parts

 22.001	 22.002	 20.005	22.001 Blade Original LÖWE 22 1 piece in a blister	 4 033119 220010
			22.002 Anvil (base) Original LÖWE 22 + screws 1 piece in a blister	 4 033119 220027
			20.005 Bearing in a blister including: bolt, nut, locking plate and screw	 4 033119 200050
 20.008	 20.011/50	 20.011/65	20.008 Closing caps 1 pair in a blister	 4 033119 200081
			20.011/50 Pair of handle tubes Original LÖWE 20.050/21.050/22.050	 4 033119 200203
			20.011/65 Pair of handle tubes Original LÖWE 20.065/21.065/22.065	 4 033119 200210
 20.011/80	 20.011/100	 20.012	20.011/80 Pair of handle tubes Original LÖWE 20.080/21.080/22.080	 4 033119 200227
			20.011/100 Pair of handle tubes Original LÖWE 20.100/22.100	 4 033119 200234
			20.012 Screws for handle tubes 1 set (4 pieces) in a blister	 4 033119 200128
 22.013			22.013 Anvil lever Original LÖWE 22 1 piece in a blister	 4 033119 220133

Original LÖWE 31 – CLEAN CUT			Item No.	Description	EAN-Code
			31.040	BYPASS LOPPERS with precision cutting head length: 40 cm, 15 1/2"	 4 033119 310407
31.040	31.050				
			31.050	BYPASS LOPPERS with precision cutting head length: 50 cm, 19 5/8"	 4 033119 310506
31.060					
			31.060	BYPASS LOPPERS with precision cutting head length: 60 cm, 23 1/2"	 4 033119 310605
Spare parts					
			31.001	Blade Original LÖWE 31 1 piece in a blister	 4 033119 310018
			31.002	Counter-blade Original LÖWE 31 1 piece in a blister	 4 033119 310025
			30.005	Bearing in a blister including: bolt, nut, locking plate and screw	 4 033119 300057
			31.008	Closing caps 1 pair in a blister	 4 033119 310087
			30.011/40	Pair of handle tubes Original LÖWE 31.040	 4 033119 300200
			30.011/50	Pair of handle tubes Original LÖWE 31.050	 4 033119 300217
			30.011/60	Pair of handle tubes Original LÖWE 31.060	 4 033119 300224
			30.012	Screws for handle tubes 1 set (4 pieces) in a blister	 4 033119 300125

Best sharpening performance
due to sharp cutting edge

Perfect access
by slim head

Higher safety
by slip protection

- Secure handling by grip recess





























- **More control**
due to ergonomic handle shape



 Made in Germany

KLINGENSCHÄRFER SHARPENER

Original LÖWE Accessories	Item No.	Description	EAN-Code
 9809	9809	Premium Holster - 100 % genuine leather - Made and sourced from Germany - Premium quality - For all Original LÖWE one-handed pruning shears	
 9808	9808	Holster und Klingenschutz - 100 % genuine leather - Made and sourced from Germany - Protects against injuries and unintentional damage when worn - Can be worn as a holster on the belt or used as a blade guard when carried in the trouser's pocket - Suitable for all Original LÖWE one-handed pruning shears	
 9807	9807	Klingenschutz - 100 % genuine leather - Made and sourced from Germany - Protects against injuries and unintentional damage when carried in the trouser's pocket - Suitable for all Original LÖWE one-handed pruning shears	
 9810	9810	Original LÖWE leather belt - 100 % genuine leather - one size - Made in Germany	
 9811	9811	Original LÖWE key chain, basic 100 % genuine leather, Made in Germany	
 9812	9812	Original LÖWE key chain, premium 100 % genuine leather, Made in Germany	
 0022	0022	Original LÖWE Sharpener - Slim head - Ergonomic handle shape - Recessed grip for a secure hold - Anti-slip protection for higher safety	

Original LÖWE Promotion materials	Item No.	Description	EAN-Code
 9802	9802	Cap Size adjustable	
 9803	9803	Winter cap one size	
 9804	9804	Beanie grey one size	
 9805	9805	Beanie pink one size	
 9933	9933	Flyer gardening tools	
 9922	9922	Flyer display including 50 pieces of flyer	
 9925	9925	Sample case for gardening tools 16 spaces, without content	
 9929	9929	Catalogue gardening tools 2022	
 9975	9975	Small selling display, 4 hooks Size: 470x450x230 mm, for 20 pruners	
 9937	9937	Small selling display, 6 hooks Size: 845x420x350 mm, for 30 pruners	
 9912	9912	Big selling display Size: 2000x800x470 mm, for max. 125 pruners	
 9951	9951	Testbox "Original LÖWE"	
 9957	9957	Advertising panel Size: 385x90 mm	
 9921	9921	Advertising panel Size: 750x172 mm	

No discounts on promotion materials.

Supplier information and publisher
Gebr. Schröder GmbH · Konrad-Zuse-Ring 3 · DE-24220 Flintbek
tel: +49 4347 71170-0
e-mail: info@original-loewe.de · www.original-loewe.com

Managing Director: Dipl.-Ing. Randolph Schröder
Commercial register: Kiel district court
HRB 1931 · Tax ID 20/297/05987
VAT ID DE 134 877 364

Sizes and weights rounded to the nearest unit. All illustrations are non-binding. Subject to change and correction. Our General Terms and Conditions hereby apply. These can be viewed online at www.original-loewe.com/gtc. May only be reproduced with the publisher's permission.

Photos: Gebr. Schröder GmbH, Oliver Franke · www.foto-oliverfranke.de, Fabian Frühling · fabianfruehling.de, Münchow Industriefotos
Layout: media4motion Werbeagentur GmbH · www.media4motion.com

 Made in Germany since 1923



ORIGINAL
LÖWE



Original LÖWE cutters

for professional use in industry and trade

> Catalogue 2022 for cutters

Your Original LÖWE dealer

Are you interested in our Original LÖWE pruning shears or do you have any questions? We will gladly answer all your questions on the phone +49 4347 71170-0 or via e-mail: info@original-loewe.de

Quality and tradition – Original LÖWE
Made in Germany since 1923.
Only the best for your garden!



Gebr. Schröder GmbH
Konrad-Zuse-Ring 3
DE-24220 FLINTBEK
tel +49 4347 71170-0
info@original-loewe.de
www.original-loewe.com



facebook.com/originalloewe